

Karen's Kids Studio

PUMPKINS

CLIP ART



BOOO!



Karen's Kids Studio

What can you do with this CLIP ART...

YOU can make all kinds of
BOOtiful
projects...

Take a peek....



PUMPKIN POWER



How Strong is a Pumpkin?

Calling all parents, family and friends...
Pumpkin Power Student Demonstrations
Join our ZOOM meeting.
Tuesday
2:00 pm

Project samples you can make with Pumpkin Clipart.

HAPPY HALLOWEEN



To the cutest pumpkin in the patch...

BOO!



You earned 10 BOO points!!!
(Keep this card until Friday the 13th.)

©Karen's Kids

Name _____ Date _____

STUFF the PUMPKIN

How many words can you stuff in the pumpkin below? Use the letters in the word PUMPKIN.



©KarensKids



The Pumpkin Story

by





A LITTLE SEED

A little seed for me to sow.

A little earth to make it grow.

A little hole, a little pat,

A little wish and that is that.


A little seed will grow.

Name _____

Date _____

FALL SILLY SYLLABLES

How many syllables does each word have. Write the correct number in the circle. Color the picture.




pumpkin



scarecrow




cat



apple



spiderweb



leaf

Write the word with the most syllables _____

Draw some fall things.

Create worksheets and activities with clipart.



You are Invited
VIRTUAL COSTUME PARTY

It's time for a party



Dress up and share

Be a **PRINCESS**

Be a **SCARECROW**

Be a **PIRATE** if you dare.



Make invitations and communications.


BOO! PUMPKIN POWER



©Karen's Kids Studio

BOO!

PUMPKIN POWER



Karen's Kids Studio



THANK

YOU

If you have any questions about your purchase, Karen's Kids Products or Karen's Kids characters please let me know.

~Karen Frandsen



karen@karenskidsstudio.com

karenskidsstudio.com

karenskidsblog.com

GRAPHICS by Karen Frandsen
www.karenskidsstudio.com